

JAR OF KINDNESS

Purpose Of The Activity:

Create a money box and instill a sense of mutual aid.

Theme Beyond Disciplines:

Who We Are

Sharing the Planet



TUNING IN

Let's arouse curiosity!




FINDING OUT

What Should Little Science People Discover?



SORTING OUT

Let's Start Discovering!, Scientific Explanation For The Curious, Video



GOING FURTHER

What else can we do? ?



TAKING ACTION

Question Of The Day ?



MAKING CONCLUSIONS

Activity Pages, Exit Card



INQUIRY CYCLE

CHARITY BOX

Let's Arouse Curiosity



Students will be asked the following questions:

- What is mutual aid?
- Have you ever helped someone?
- How did you feel when you helped?


"Today, I want to tell you how important mutual aid is. Helping each other and contributing to others' happiness is what mutual aid means. There are many different ways to help. For example, you can help a friend when they are in trouble. You can also help by sharing your toys and food. Helping your parents set the table or clean the house is another way to assist. When your friend falls, you can help them get up. When you learn the value of mutual aid from a young age, you become happier and better individuals. Helping others not only makes them happy but also makes you happy. Therefore, let's prioritize mutual aid and build a better world together!" It is said. Students are asked to take out and examine the activity materials.

Students are told, "Today, we will make a 'kindness money box.' You will fill the inside of the money box. Later, we will bring it to class and calculate the total amount. We will donate the collected money to an environmental organization for planting seedlings."

Let's Start To Discover!

The activity video is watched by pausing. Before proceeding with the activity, the content of the set will be checked. All the lid and package opening steps are done at the same time with students.

Watch the video by pausing!



Content of The Set

- Money box template
 - Shoelace
 - Colored paints (not included in the set)
 - "How Do You Feel When You Help?" activity
- page

How Do We Do It?

1. Various patterns are made on the money box template using colored pens.
2. The money box template is assembled by following the steps.
3. The gaps at the edges of the template are joined using a shoelace.
4. Students are asked to save money at home in the money box.
5. After a month, the money box is brought to school.
6. The amount needed for planting a seedling is checked before the lesson.
7. Students gather around a table, and money is poured into the center of the table.
8. The total amount is calculated, and students are told how many seedlings they can plant with the total money.
9. The discussion revolves around making a donation by planting seedlings and how it benefits oneself and the environment.

What Should Little Science People Discover?


Students are asked the following questions:

- Besides helping people, who else can we help?
- Is it necessary to have money to help?

Empathy is the foundation of mutual aid. Empathy means understanding the feelings and needs of others. Thinking about how someone else feels and putting ourselves in their shoes is an example of empathy. For instance, when you see a friend sad, thinking about how you can help them is an example of empathy. **Helping people** in need with money, being there for them in good and bad times, enhances our unity. Our ancestors emphasized the importance of solidarity with the saying, "One hand washes the other." Money is a tool for meeting needs. Not everything we want can be obtained. Money is earned through work and should be spent wisely. By saving a portion of our allowance in the kindness money box, we can help charitable organizations.

Not only can we help by donating money, but we can also help those around us. Participating in garbage collection activities to keep the environment clean or volunteering for the elderly are examples. Such activities help make our community a better place. **Helping street animals** by providing clean water and food, showing them love by patting their heads are also ways to assist.

Remember that treating others well is also crucial as part of mutual aid. Being kind, respectful, and caring about others' feelings are integral parts of mutual aid. Be mindful not to hurt others.



Scientific History for the Curious



What are aid organizations, and how do they work?

Aid organizations are private organizations that help those in need around the world. They do significant work to make the world a better place. While doing this job, they collect help from people and deliver it to the places in need. Aid organizations can help in many different ways, such as food aid, health services, education, shelter, disaster relief, environmental aid, etc. One of these aid organizations is the "**Turkish Red Crescent Foundation.**" It helps people in various fields such as blood donation, health, and disaster relief.

Another organization that focuses on activities such as education and afforestation nationwide to preserve Turkey's nature is the "**TEMA Foundation.**"

Aid organizations are fantastic organizations that strive to help those in need and contribute to the environment. Supporting their work helps us make the world a better place.

What Else Can We Do?

Dear Teacher,

You have created a kindness money box with our little scientists, and don't forget to occasionally ask them about the progress of their savings for tree donations. Also, you can do the following activity with them for the elderly living in nursing homes.

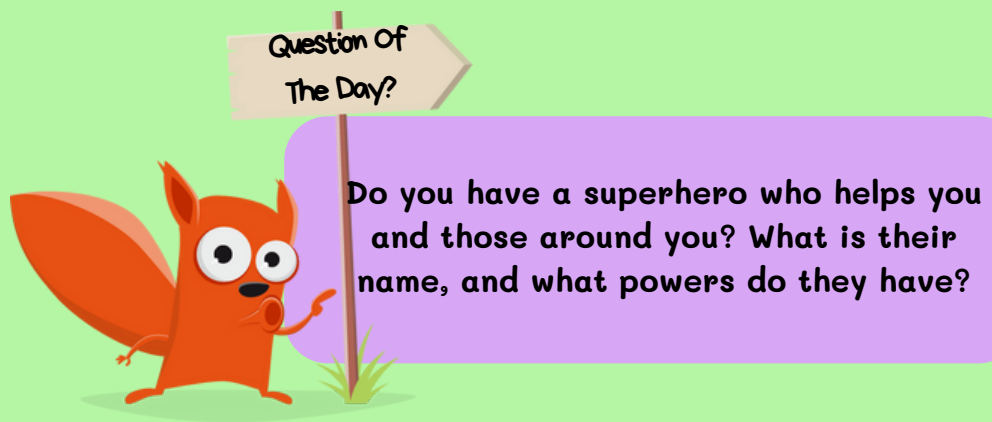
- Students are told that some of our elders need care or shelter, so they live in nursing homes.
- The question is asked, "If you wanted to make the elderly happy, what kind of picture would you draw?"
- Students are given paper and colored pencils to draw a picture.



What Did We Discover?/Exit Card

"Little Scientists, today we made a 'kindness money box' with you. The money box we made will truly contribute to kindness. Thanks to you, the seedlings we plant will grow into trees. They will work towards cleaner air for our world. So, how did it feel to do such a kind thing?" It is asked.

Students draw a facial expression on the "**How Do You Feel When You Help?**" page from the activity pages, and their feelings are learned.





www.miniskop.com.tr